

# THE HIGHLY EFFICIENT FISCHER PANDA 12 MINI DIGITAL PANEL AC MARINE GENERATOR

Fischer Panda Generators are the ideal choice for the professional sailor or power boater. **When space is tight, weight is critical or noise is an issue, many boaters choose Fischer Panda.** The highly efficient Fischer Panda 12 Mini Digital Panel AC marine generator is powered by the reliable freshwater-cooled three cylinder Kubota diesel engine and our superior asynchronous water-cooled alternator.

All Fischer Panda generators come standard with 100% freshwater cooling, superior sound enclosure, bulkhead external connections, remote fuel lift pump and remote control panel.

Depending upon the kilowatt size Fischer Panda Generators can weigh up to 50% less than a conventional generator and are up to 30% smaller in size.



## FischerPanda®



SMALL



LIGHT



QUIET

351 S. Andrews Ave., Pompano Beach, FL 33069

**Call (800) 508-6494**

Visit us at [www.fischerpanda.com](http://www.fischerpanda.com)

or e-mail us at [sales@fischerpanda.com](mailto:sales@fischerpanda.com)



## FEATURES INCLUDE:

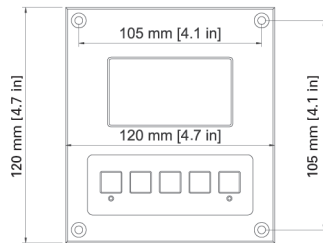
- Advanced digital control panel provides extensive performance and diagnostic data
- Less weight, size and noise
- Extremely quiet (52dba@7meter)
- Safety shutdowns for all critical functions
- Self protected against overload
- VCS electronic governor provides excellent voltage stability
- Direct driven fresh water-cooled Asynchronous Alternator
- Ignition Protection for gas powered boats
- Gear driven raw water pump
- Robust 3-cylinder Kubota diesel engine
- Comes complete with harnesses, remote control panel, sound enclosure and remote fuel lift pump
- 5 Year limited warranty



# FISCHER PANDA 12 MINI-DP SPECIFICATIONS

Frequency	50 Hz
Voltage	230V
Current Max.	44 A
Peak Output	10.2 kW
Continuous Output	9.1 kW
Engine Type	Kubota / D•722
Cylinders	3 cyl / 13.8 hp
Displacement	719 ccm / 43.88 cu.in.
Cooling	H / E
Dimensions (LWH)	27.3 x 20.4 x 22.2 inches
Weight (Wet)	410 lbs
Noise Level	54 dBa @ 7 Meters

## Remote Digital Panel



## OPTIONAL ACCESSORIES

**External Soft Motor Mounts**  
External Soft Motor Mounts for extra smooth operation.



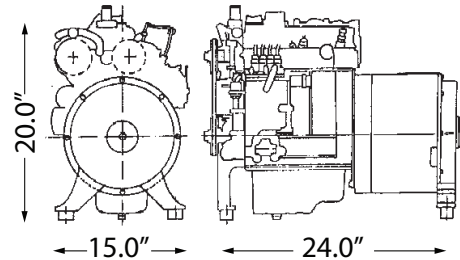
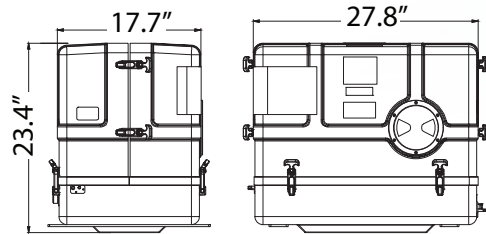
**Vented Loop**  
(anti-syphon valve)  
Recommended for all installations. Prevents water from siphoning back to the engine and minimizes potential electrolysis. Made with a stainless steel tube and nylon valve for long life and easy service.



**Gas Separator**  
Exhaust water separator provides very low back pressure and extra quiet exhaust noise.



**Low Profile Muffler**  
Low inlet muffler for installations where the muffler cannot be installed lower than the genset.



**Fischer Panda®**

351 S. Andrews Ave., Pompano Beach, FL 33069

**Call (800) 508-6494**

Visit us at [www.fischerpanda.com](http://www.fischerpanda.com)  
or e-mail us at [sales@fischerpanda.com](mailto:sales@fischerpanda.com)

